

A CUT ABOVE



**SOLITAIRE
EDGE**

Kandivali (E).



OUR PRESTIGIOUS LANDMARKS



SOLITAIRE AAWAS
Chembur (W)



SOLITAIRE HEIGHT
Borivali (W)



SOLITAIRE PARADISE
Kandivali (W)



SOLITAIRE HOMES
Kandivali (E)



PUSHKARAJ
Goregaon (E)



SHIV KRUPA CHSL
Kandivali (W)



JEEVAN DEEP
Kandivali (W)

ABOUT US



A glance at the skyline of any city in the world, and you would see the story of its development. At what stage of development it has reached, what's the infrastructure and housing situation, the construction index and the overall growth.

The skyline of a city says a lot about the life of the people who stay there. Countries across the world, especially the developing countries are fast moving into changing their construction landscape.

And the first step they have taken is to rehabilitate the slums, develop housing colonies, create value for precious real estate and improve the lifestyle of its people. At Mahaveer Construction, we have followed the same story and created a niche for ourselves. Being part of the India growth story is as exciting and heartening to us as creating world-class real estate projects.

OUR VISION

- Providing affordable housing, completing projects on schedule, timely possession and creating value addition for our customers.
- Seek excellence in quality throughout the development process.
- Deliver The Best, Without Compromising Values.

OUR MISSION

- Providing unsurpassed quality of our work and relationships.
- Exceeding the expectations of our customers.



THE HIGH LIFE AWAITS YOU:
Elegant Homes As Distinct As It's Owners

**TRULY ELITE,
MULTI-DIMENSIONAL
HIGHLIFE**





LIVE GRAND

Touching the sky at a staggering height, SOLITAIRE EDGE is a magnificent Ground + 9 Podium Levels + 10th Eco Deck Floor + 24 Storeyed structure located at a premium address at Kandivali (East). It will offer you breathtaking views of lush green expanse, the sprawling city and almost dwarf everything else in comparison, making you feel like royalty.


When you enter SOLITAIRE EDGE, you enter a beautifully landscaped environment that is designed to stimulate, enlighten and enrich you with its mesmerizing setting that brings you top-of-the-line recreation, entertainment and leisure facilities right to your door step.

It offers you a choice of 1 & 2 BHK luxury options to live in from Level 11th to 34th.



EXPANSIVE ENTRANCE LOBBY


The grand air-conditioned designer entrance lobby delivers a stunning arrival experience with its soaring height. It leads you in to a world of privileges where grandeur and indulgence sets you apart from the rest and takes you beyond the ordinary.





GENEROUS LIVING SPACES

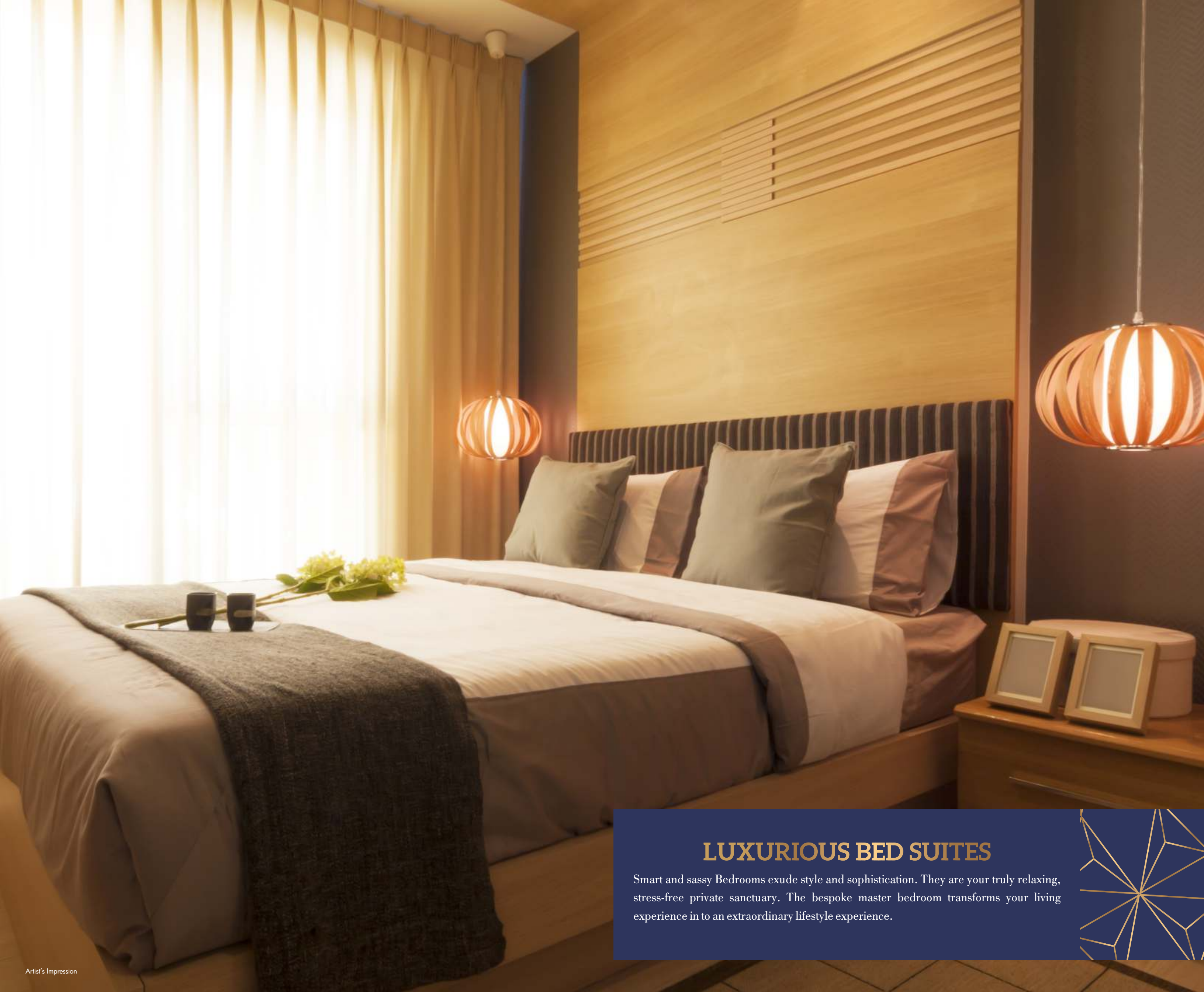
Each of these residences have impeccable design and styling, the finest fitments and finishes that make them prestigious beyond measure. They have been carefully crafted to combine luxury and comfort in a perfect balance with zero wastage of space.






WELL-PLANNED KITCHEN

The stunning, contemporary kitchen captures your imagination and adds convenience to your lives. High on functionality it inspires your culinary senses and brings out the master chef in you.



LUXURIOUS BED SUITES

Smart and sassy Bedrooms exude style and sophistication. They are your truly relaxing, stress-free private sanctuary. The bespoke master bedroom transforms your living experience in to an extraordinary lifestyle experience.





LIVE LIMITLESS

Celebrate good living with an ensemble of exquisite roof-top lifestyle amenities, set against the sky and surrounded by breathtaking views of the lush natural environs, it's designed to invigorate your senses, forget stress and feel rejuvenated.






LIVE ACTIVE

A large and gorgeous recreation level is the perfect escape for relaxation within your own living precinct. With state-of-the-art amenities and a host of world class facilities, this is the right place to rejuvenate after a long day at work.

Images are for representational purpose only




Artist's Impression



1 BHK 3D PLAN




Artist's Impression



2 BHK 3D PLAN



- Super Market
- CCTV Security
- High Speed Elevators
- Double Height Air Conditioned Entrance Lobby
- Landscape Garden
- Kid's Play Area
- Gymnasium
- Jogging Track
- Swing Area
- Art & Craft Room / Multi-purpose Room
- Society Office
- Open Gym
- Reflexology Path
- Sky High Yoga & Meditation Club
- Senior Citizen Sitout
- Party Lawn
- Fire Place Sitout
- Sky Lounge
- & many more...



TYPICAL FLOOR PLAN

SUHAS MODI ROAD



ASHOK NAGAR MAIN ROAD



LANDMARKS

- Super Market - 0 minute
- Banks - 1 minute
- Derasar - 2 minutes
- Haveli - 2 minutes
- SV Road - 2 minutes
- Hospital - 3 minutes
- Big Bazaar - 4 minutes
- Kandivali Station - 4 minutes
- Crowels Mall - 4 minutes
- WEH - 5 minutes
- Upcoming Metro Station - 5 minutes
- School/ College - 6 minutes

LIVE CENTRALLY CONNECTED

SOLITAIRE EDGE is an urban harmony that has life's every convenience in abundance just round the corner.

Located near the WEH and the east west Rajguru Flyover Bridge at Kandivali, it offers easy connectivity to all parts of the city by Road, Rail and the upcoming Metro.

