

LAYOUT

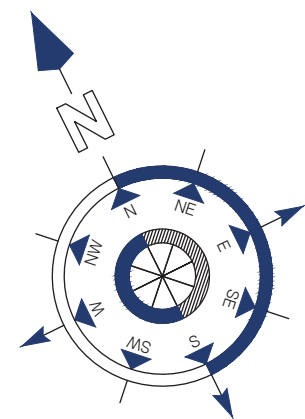
WING B
(G+23 FLOORS)

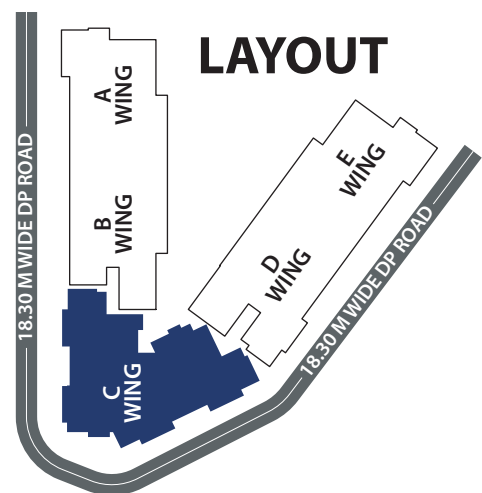
FLAT NO.	TYPE OF UNIT	RERA CARPET AREA
1	1 BHK	386 SQ.FT
2	1 BHK	386 SQ.FT
3	1 BHK	387 SQ.FT
4	1 BHK	386 SQ.FT

TYPICAL FLOOR PLAN


WING A
(G+23 FLOORS)

FLAT NO.	TYPE OF UNIT	RERA CARPET AREA
1	1 BHK	386 SQ.FT
2	2 BHK	505 SQ.FT
3	2 BHK	601 SQ.FT
4	1 BHK	382 SQ.FT





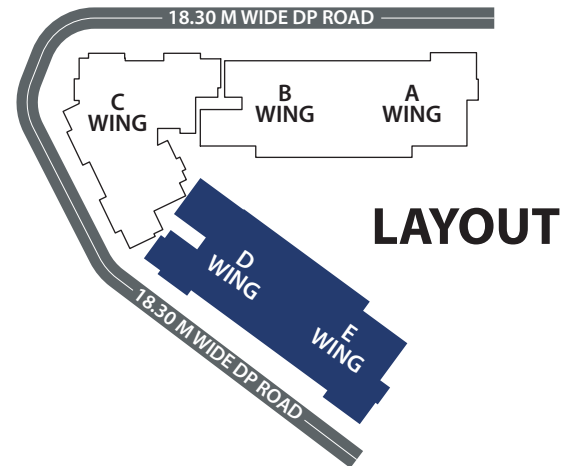
FLAT NO.	TYPE OF UNIT	RERA CARPET AREA
1	2 BHK	588 SQ.FT
2	2 BHK	590 SQ.FT
3	2 BHK	571 SQ.FT
4	2 BHK	586 SQ.FT



PARKING TOWER



TYPICAL FLOOR PLAN



LAYOUT

FLAT NO.	TYPE OF UNIT	RERA CARPET AREA
1	1 BHK	395 SQ.FT
2	1 BHK	393SQ.FT
3	2 BHK	588 SQ.FT

FLAT NO.	TYPE OF UNIT	RERA CARPET AREA
1	1 BHK	391 SQ.FT
2	2 BHK	615 SQ.FT
3	2 BHK	513 SQ.FT
4	1 BHK	391 SQ.FT

