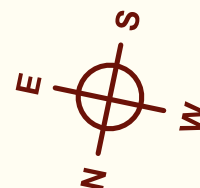


FLOOR PLAN

HOUSE		AREA
A 101	1 BHK	RERA 460.00 SQ.FT
A 102	2 BHK	RERA 650.00 SQ.FT
A 103	2 BHK	RERA 670.00 SQ.FT
A 104	1 BH	RERA 363.00 SQ.FT
C 101	1 BHK	RERA 460.00 SQ.FT
C 102	2 BHK	RERA 650.00 SQ.FT
C 103	2 BHK	RERA 670.00 SQ.FT
C 104	1 BH	RERA 363.00 SQ.FT

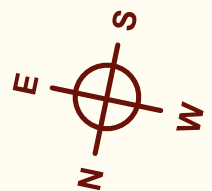




1 BHK

RERA 460 SQ.FT.

INTERIOR	AREA
LIVING	17'.5" X 10'.6"
BEDROOM	11'.0" X 10'.0"
KITCHEN	7'.7" X 8'.0"
TOILET	3'.11" X 7'.1"
TOILET	3'.11" X 7'.1"






2 BHK

RERA 650 SQ.FT.

INTERIOR	AREA
LIVING	17'.5" X 10'.6"
BEDROOM	11'.0" X 10'.0"
KITCHEN	7'.7" X 8'.0"
TOILET	3'.11" X 7'.1"
TOILET	3'.11" X 7'.1"





JODI FLAT (3.5 BHK)

RERA 1116.25 SQ.FT.

INTERIOR	AREA
LIVING/ DINNING	17'.5" X 10'.6"
BEDROOM	10'.0" X 14'.1"
BEDROOM	10'.0" X 12'.0"
BEDROOM	11'.0" X 10'.0"
STUDYROOM	7'.7" X 8'.0"
KITCHEN	7'.1" X 8'.6"
TOILET	3'.11" X 7'.1"
TOILET	3'.11" X 7'.1"
TOILET	7'.7" X 4'.5"
TOILET	4'.5" X 8'.6"

