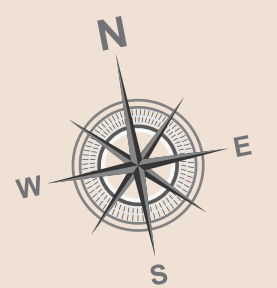


# Typical Floor Plan 2nd to 21st Floor

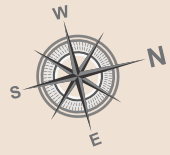
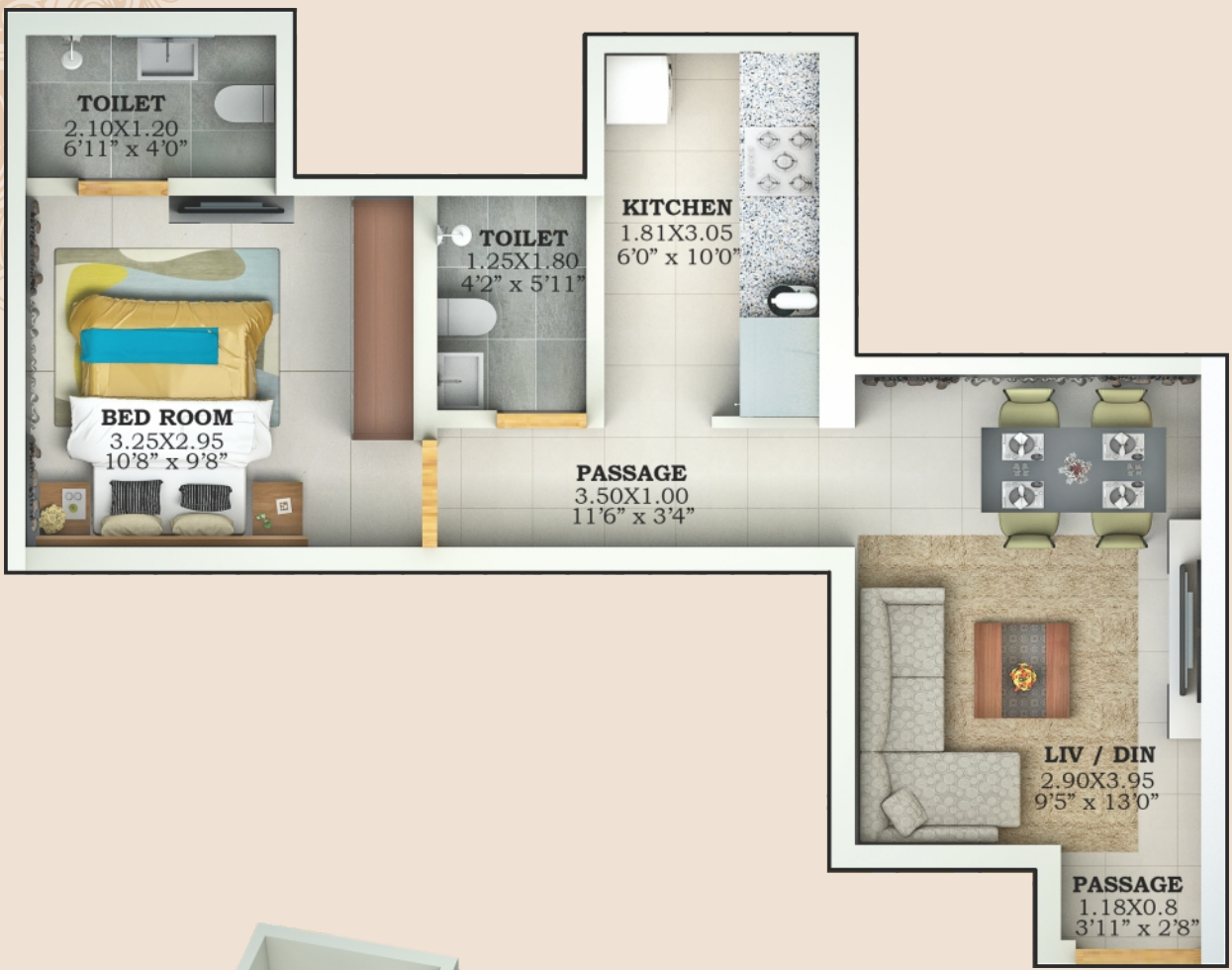




FLAT NO. 1	1 BHK
<b>CARPET AREA</b>	
37.23 SQ.MT	401 SQ.FT

## Valentine Apartment 1

Wing - D



FLAT NO. 2	1 BHK
<b>CARPET AREA</b>	
37.66 SQ.MT	405 SQ.FT

# Valentine Apartment 1

Wing - D



FLAT NO. 3	1 BHK
<b>CARPET AREA</b>	
37.13 SQ.MT	400 SQ.FT

## Valentine Apartment 1

Wing - D



FLAT NO. 4	1 BHK
<b>CARPET AREA</b>	
35.98 SQ.MT	387 SQ.FT

# Valentine Apartment 1

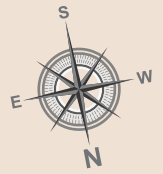
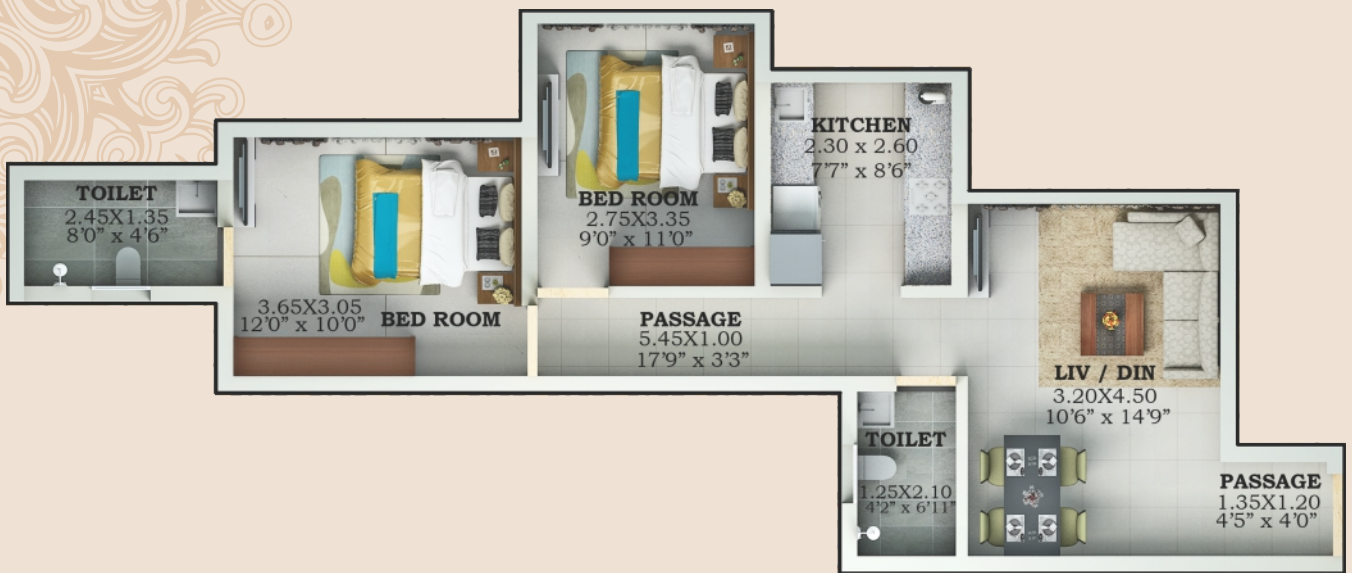
Wing - D



FLAT NO. 5	2 BHK
<b>CARPET AREA</b>	
55.02 SQ.MT	592 SQ.FT

# Valentine Apartment 1

Wing - D



FLAT NO. 6	2 BHK
<b>CARPET AREA</b>	
56.97 SQ.MT	613 SQ.FT

# Valentine Apartment 1

Wing - D